



BITE FREE

A PROGRAM FROM THE BCSPCA


How to Meet a Dog Safely



Draw a picture of yourself meeting a dog safely. Write in what you would say before meeting someone's dog. Add some trees, a swing set, a schoolhouse or other things in the background.



Cut out the bookmark along the dotted line



Dog Safety Tip:
Dogs can read people's faces. When you meet a dog, if your eyes are bright and open wide and you have a smile on your face the dog will be more friendly toward you.



If you look stern with your eyes narrowed and your lips closed tight the dog might think you are a threat to it and be more likely to bark or growl.




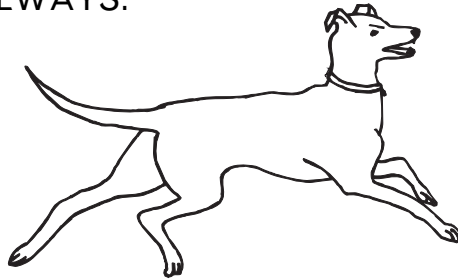
How to Act Around a Stray Dog



Unscramble the words in the safety tips below.

- DO NOT PET STRAY _____.
[SOGD]
- IF A DOG COMES TOWARD YOU STAND STILL, STAND LIKE A _____.
[REET]
- LET THE DOG _____ YOU.
[FINSF]
- DO NOT STARE AT THE DOG. DOGS DON'T _____ THIS.
[ELIK]
- DO NOT TURN YOUR BACK AND _____.
[NUR]
- IF THE DOG IS _____ OR GROWLING, SLOWLY WALK
[NARGIBK]
AWAY, BACKWARDS OR SIDEWAYS.
KEEP THE DOG IN _____.

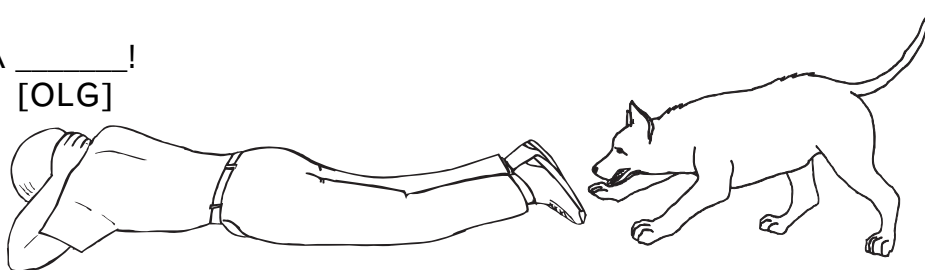
[EWIV]



- IF THE DOG _____ OR JUMPS ON YOU, LIE FACE DOWN AND COVER THE
[TEBIS]

BACK OF YOUR _____.
[KECN]

- LIE LIKE A _____!
[OLG]



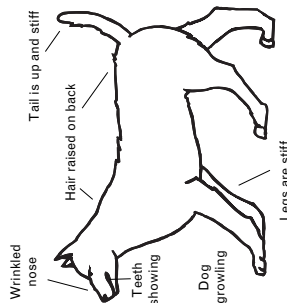
Cut out the bookmark along the dotted line



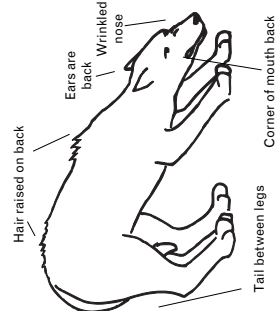
BITE FREE
Bookmark

Dog Safety Tip: Stay Away!

Look carefully at the pictures below. Dogs in these positions may bite! Aggressive biting dogs might bite if you come too close, especially if they are protecting something.



Defensive biting dogs are usually scared and bite because they are afraid. Slowly back away from these dogs without turning your back on them. Never try to pet them.



BC SPCA

322-470 Granville Street
Vancouver, B.C. V6C 1V5
(604) 981-3379
www.spcabc.ca